

Atomic Energy Education Society, Mumbai

Session : 2023 -24

Class :5

Subject :MATHS

WORKSHEET


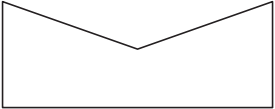
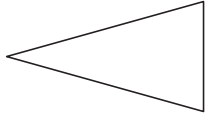
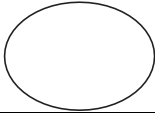
Chapter : Lesson 5– Does it look the same ?



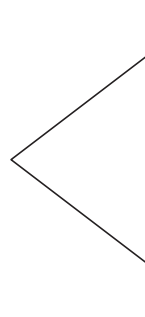
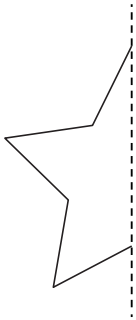
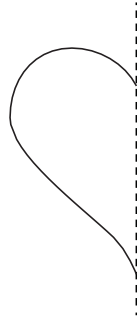
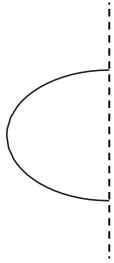
Q1.Look at the figure and draw what the given shapes look like.

On $\frac{1}{4}$ turn




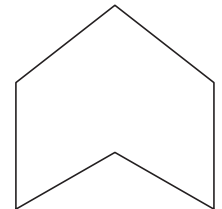

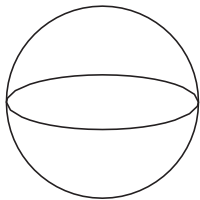
On $\frac{1}{2}$ turn

a.			
b.			
c.			
d.			

Q2. Complete the following shapes by making the similar halves along the dotted line.



Q3. Draw a line of symmetry of each shapes.



Q4. Tick the words which look the same on half turn.

1. ZOOM _____

2. MOW _____

3. SWIMS _____

4. SIS _____

5. NOON _____

6. MOM _____

Q5. Tick the numbers which look the same on half turn.

a. 1 0 1 _____

b. 8 6 _____

c. 1 1 1 _____

d. 1 8 1 _____

e. 6 0 6 _____

f. 3 0 3 _____

Q6. Draw the lines of symmetry for the following letters.

